



## Seymour High School

### Student Drop off before school

### Student Pick up after school

### New Entrance Procedure at Door #1

School Safety is the most important daily task we have at Seymour High School. As a result of many hours of discussion and research, we have created two new procedures affecting the way we operate. Community Drive and Second Street are extremely busy roads before and after school. Most of this traffic has nothing to do with SHS, but is rather neighborhood traffic, drivers going to or from work, or cutting through avoiding downtown traffic. Nevertheless, it is a huge safety issue for our dropped off/picked up students. This year, parents who drop off students before school and pick up students after school will no longer be able to drop off students on Community Drive, Second Street, or in the Teacher Parking Lot. Please refer to the attached map of the Student Parking Lot. The Student Parking Lot has 3 entrances/exits that are accessed by the public before and after school: 1. the southern entrance off of Community, 2. the northern entrance off of Community, and 3. The Northwest entrance off of Stadium Drive. Parents dropping off students before school or picking up students after school will enter the parking lot area through entrance/exit 3. Proceed to the west end of the parking lot and pull along the sidewalk adjacent to the south side of the parking lot to one of the drop off locations. Have your student exit the vehicle and walk to the school from the drop off point. They may enter the Commons through door 14, the 300 building through door 7, the cafeteria through door 8, the auditorium at door 11, or the main entrance at door 1. Parents may then exit the Student Parking Lot through exit 1. Please note that exit 1 is right turn only. After school, parents should again enter the Student Parking Lot through Entrance 3, proceed to the west end of the lot and **park** in a space in rows A, B, or C and wait for their child to walk to the car. Exit the parking lot through Exits 1 or 3. When exiting, drivers should choose the exit based on their next destination. To help you process your individual plan, consider that Exit 1 will be an EXIT only, turning right (south) exit. If your destination is south or east of the school, that is probably your best route. If your destination is west or north of the school, Exit 3 is your best option. Entrance/Exit 2 will be for student drivers only.



The second major change this year involves the upgrade of a secured main entrance at Door 1. During the school day, as you enter the building, you will be greeted by our receptionist at a new window created in the wall of student services. After determining your needs at the school, you will be directed into student services or you will be escorted through our newly installed secured door system to the nurses office, administrative office, or where ever your business takes you. Upon leaving, you will check back out with the receptionist. Safety and security are of most importance to Seymour High School.

## Student Drop Off/Pick Up

### Seymour High School

1. All students dropped off before school and picked up after school, will take place in the Student Parking Lot. Community Drive, Second Street, and the Teacher Parking Lot will NOT be used for student drop off or pick up.
2. Drivers will enter the Student Parking Lot through location 3 off of Stadium Drive for both drop off and pick up.

NOTE: The driving lane closest to the Commons and the Pool, adjacent to the side walk, is ONE WAY leading east to Community Drive where it is RIGHT TURN ONLY onto Community Drive.

3. During STUDENT DROP OFF BEFORE SCHOOL, drivers will proceed to the designated DROP OFF spots located on the sidewalk near the POOL, students get out and walk to school, and the driver exits the parking lot through Exit 1.
4. During STUDENT PICK UP AFTER SCHOOL, drivers will PARK and WAIT for students on the West End of the parking lot (nearest the tennis courts) in aisles A, B, or C. Students will walk to and enter the PARKED car. The driver will exit the parking lot through either Exit 1 or Exit 3.

#### Points to remember:

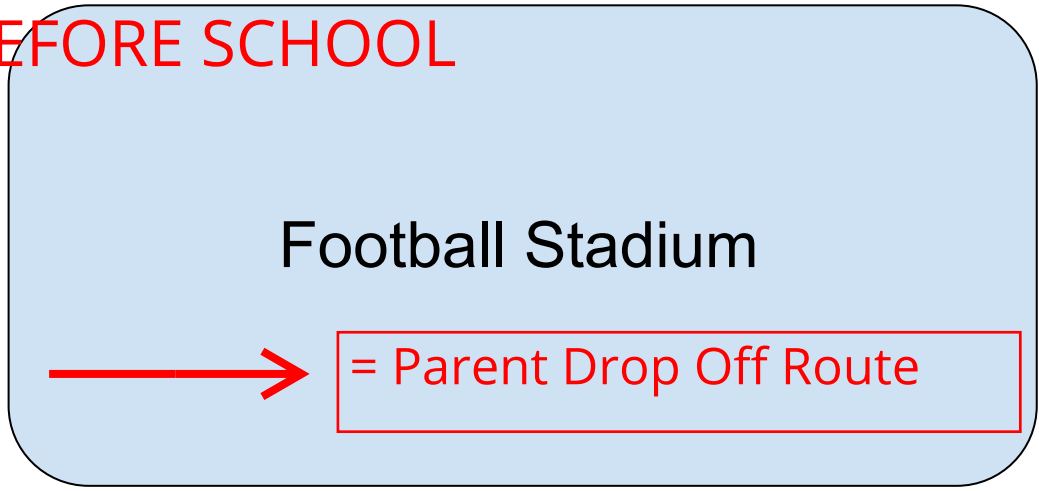
1. Student safety is not only more important than driver convenience, it is MOST important.
2. Before school, parent drivers must exit via Exit 1 and turn south onto Community Drive. This is the safest and quickest exit from the parking lot before school.
3. Drivers will NOT line up along the sidewalk for PICK UP, but will remain in the assigned parking area and wait for their rider to enter the vehicle.
4. Student drivers will enter the parking lot from Entrances/Exits 2 or 3.
5. Student drivers will park in aisles E, F, G, H, I, J, K, and L.
6. Student drivers will exit the parking lot from Entrances/Exits 2 or 3.

Parent Drop off & Student Entrance

Stadium Drive

3

PARENT DROP OFF PROCEDURE BEFORE SCHOOL



Football Stadium

= Parent Drop Off Route

N. Airport Rd.

Community Drive


2

A B C D E F G H I J K L

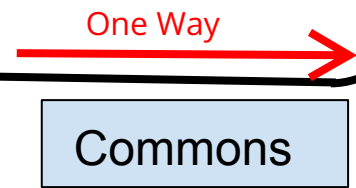
Student Driver Entrance

Parking Lot


One Way



Tennis Courts



Commons



Pool

Not an Entrance from Community Drive

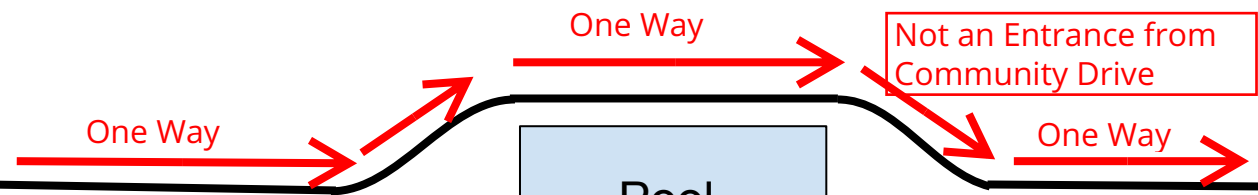
Parent Exit

Exit Only Right Turn Only

Student drop off

Student drop off

1



Parent Pick up Entrance & Exit/Student Exit

Stadium Drive

3


N. Airport Rd.

# PARENT PICK UP PROCEDURE AFTER SCHOOL



= Parent Driver Entrance Route

## Football Stadium



= Parent Driver Exit Route

Community Drive

2

Student Driver Exit

A B C D E F G H I J K L

## Parking Lot

Student drivers park in Aisles E, F, G, H, I, J, K and L.

Drivers picking up students will park and wait for students in Aisles A, B, or C

Not an Entrance from Community Drive

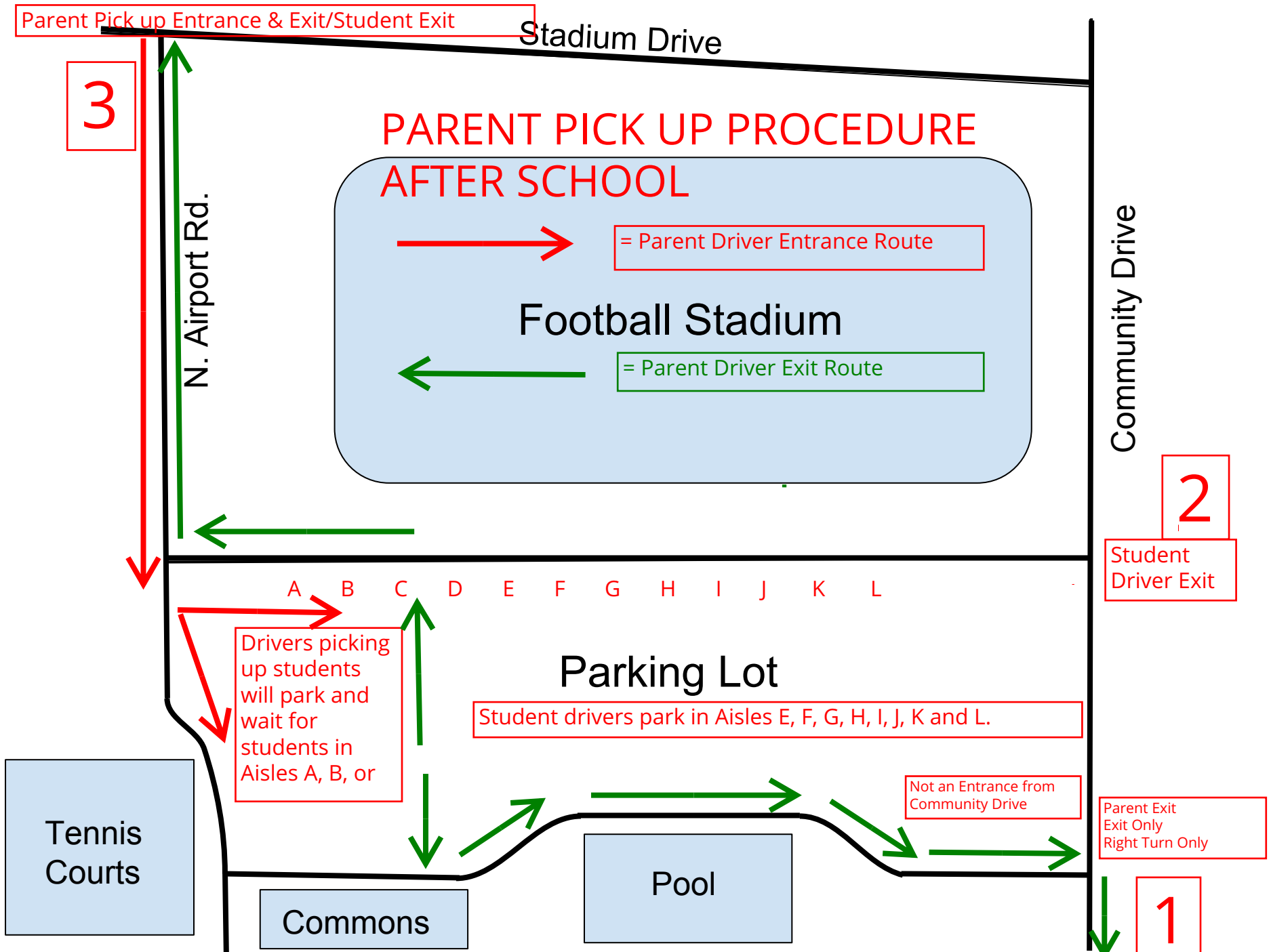
Parent Exit Exit Only Right Turn Only

1

Tennis Courts

Commons

Pool



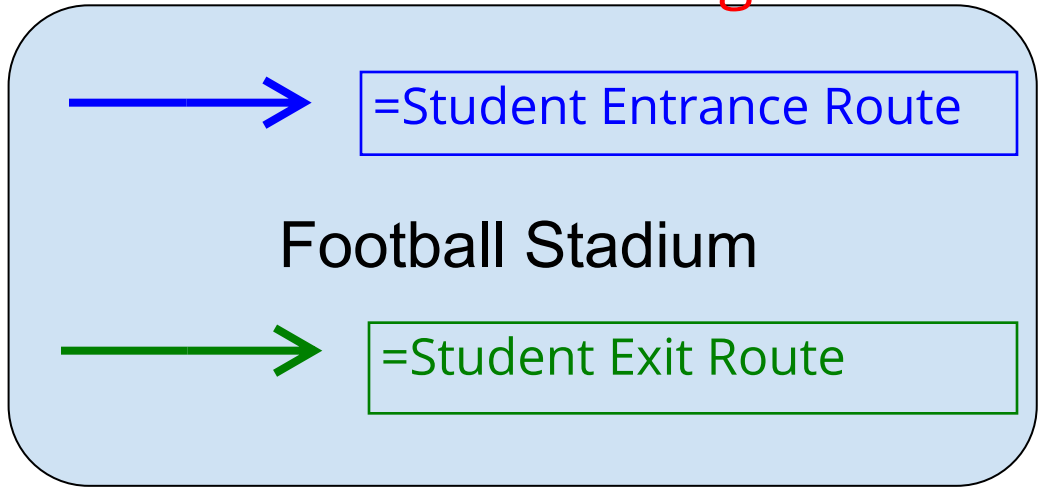
Parent & Student Entrance and Exit

Stadium Drive

3

Parents remain on the perimeter of the parking lot and do not drive through the parking lot during drop off. For pick up after school, parents wait in aisles A, B, and C for their riders to walk to their vehicles. They then exit the parking lot through 1 or 3.

Student Driver Meeting



N. Airport Rd.

Community Drive

2

Student entrance and exit




A B C D E F G H I J K L

Parking Lot

Parents park and wait for student pick up in Aisles A, B, and C after school.

Students Park in Aisles E, F, G, H, I, J, K, and L.

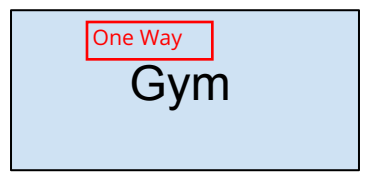
One Way



Exit only  
Right turn only

NOT AN ENTRANCE FROM COMMUNITY DRIVE

One Way



ONE WAY

Student Drop off

Student drop off

One Way

1

